




## Ayubowan!

Welcome back to the paradise island of Sri Lanka. As we open our doors to the world once again; we've pulled out all the stops, ensuring that every precautionary measure has been set in place to make your island getaway as safe, secure and serene as possible. In your preparation to explore the wild and wonderful, we'd like to bring your attention to the 'things you need to know' for your safety as you make your way to an amazing time that is So Sri Lanka!

We are so looking forward to welcoming you!

### Things you need to know when prepping for your visit

No minimum number of days required to stay



No restrictive quarantine required

Travellers are permitted to explore the facilities of the hotel.




Stay in any number of Level 1 'Safe & Secure' hotels during the first 14 days of your stay

During the initial 14 days of your stay, we will create a bio-bubble for you to visit multiple sites in Sri Lanka. This will protect you while ensuring you have a great time. Please do your part to not break the bubble.



After 14 days, you are permitted to go out into the general community.



Wearing masks in public places, maintaining a social distance of 1.5 meters and sanitizing your hands is important.

Your hotel and the travel agent will be responsible for taking care of you during your stay.



We recommend that you read and understand the Health Guidelines prior to your visit (visit [www.srilanka.travel](http://www.srilanka.travel) to download the guidelines)

## Application of Visa:

All visas must be applied online. Visit [eta.gov.lk](http://eta.gov.lk).



The Tourism Mobile App 'Visit Sri Lanka' is incorporated into the Online Visa application form and will be available on both the Play Store and App Store. Travellers will be required to download the mobile app for coordination and facilitation purposes when available.

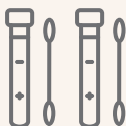
### When applying for your visa, you would need

A pre-confirmed booking at a Level 1 'Safe & Secure' hotel; depending on the duration of your stay; for up to 14 days



Obtaining a COVID-19 local travel insurance cover for USD 12 for a policy of USD 50,000 for a period of one month is mandatory.

To pay for PCR tests depending on the number of days of their stay (USD 40 per PCR test).



## PCR Testing:

Prior to boarding, you are required to have a negative PCR test result from an accredited laboratory 96 hours before your departure.



The first of the prepaid PCR tests would be carried out on-arrival at your hotel; prior to check-in. The second PCR test would be conducted 5-7 days after, or if any symptoms should develop before.



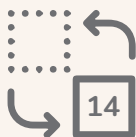
If a test should result as positive, initial isolation would be accommodated at the hotel; and if necessary, transfers to a private hospital or a designated hotel to be quarantined; would be arranged. Costs to be covered via your COVID-19 insurance, already paid for at the time of visa issuance.

Currently, no exceptions would be made for vaccinations taken; all safety protocols should be adhered to regardless.



## Choosing Your Stay:


During the first 14 days, you are required to stay in a Level 1 'Safe & Secure' hotel.



Change of hotels in the first 14 days is allowed only among Level 1 'Safe & Secure' hotels.

These hotels are in compliance with the COVID-19 Health Protocols and the Tourism Operational Guidelines, taking care of you in the initial phase of your visit.





Guests are permitted to use all facilities within the premises of the hotel.



All certified Level 1 'Safe & Secure' hotels would have a unique QR code displayed, so that you may provide feedback on the health protocols observed.

## On-arrival at the Airport

Bandaranaike International Airport (BIA) is certified as a safe airport by the ACI airport health accreditation programme.



Submit a completed Health Declaration Form (HDF) to health counters at the airport.

Immigration officers will check all mandatory documents of travellers, including the PCR report, travel insurance, travel/stay details, health counter clearance note, and relevant personal details.



## Going out into the Community

Refrain from handshaking, hugging or kissing; instead, use the traditional Sri Lankan greeting- "Ayubowan".



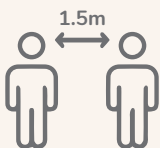
Ensure that you wear a face mask at all times in a public setting, it is a mandatory requirement by the law.

Activate your mobile app to ensure connectivity and traceability.



Choose self-checkouts, cashless or contactless payments whenever possible.

Refrain from using public transport as much as possible.



Maintain a minimum distance of 1.5 meters between two people when in the community.

Ensure you use sanitizer or wash hands with soap regularly.



Sri Lanka Tourism would kindly like to remind travellers that keeping you safe is as much your responsibility as it is ours; so please ensure compliance with the health protocols (visit [www.srilanka.travel](http://www.srilanka.travel)), so that you may have a safe, secure and enjoyable experience in Sri Lanka.

Please call the Sri Lanka Tourism 24-hour hotline on 1912 for any additional support.

Safe  
travels

WORLD  
TRAVEL &  
TOURISM  
COUNCIL

SRI LANKA

S  SRI LANKA



**සමාරක අමාත්‍යාංශය**

ශ්‍රී ලංකා සහ අපනයන කලාප සංවර්ධන රාජ්‍ය අමාත්‍යාංශය

**சற்றுலாத்துறை அமைச்சு**

விமான சேவைகள் மற்றும் ஏற்றுமதி வலயங்கள் அபிவிருத்தி இராஜாங்க அமைச்சு

**MINISTRY OF TOURISM**

STATE MINISTRY OF AVIATION AND DEVELOPMENT OF EXPORT ZONES

**DIAL 1912**

DIAL 1912 from any phone within Sri Lanka  
to access tourism information

Sri Lanka Tourism Development Authority



+94 112 426 900

+94 112 426 800



+94 112 437 953



info@srilanka.travel

No.80, Galle Road, Colombo 03, Sri Lanka

Version 1- updated 29th January 2021